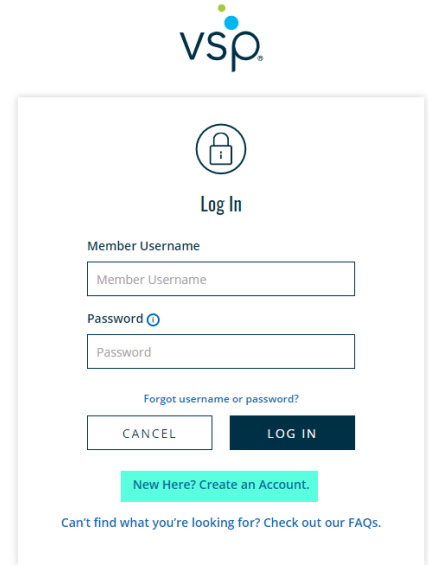




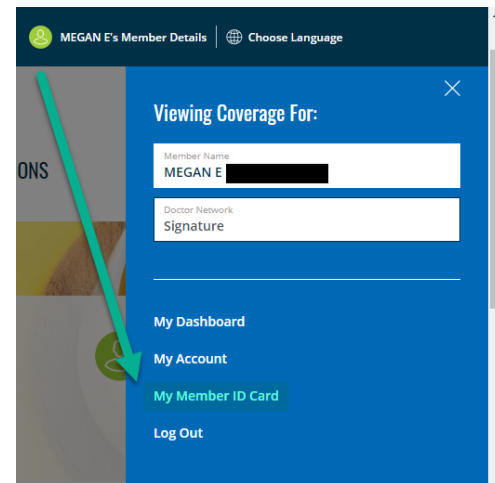
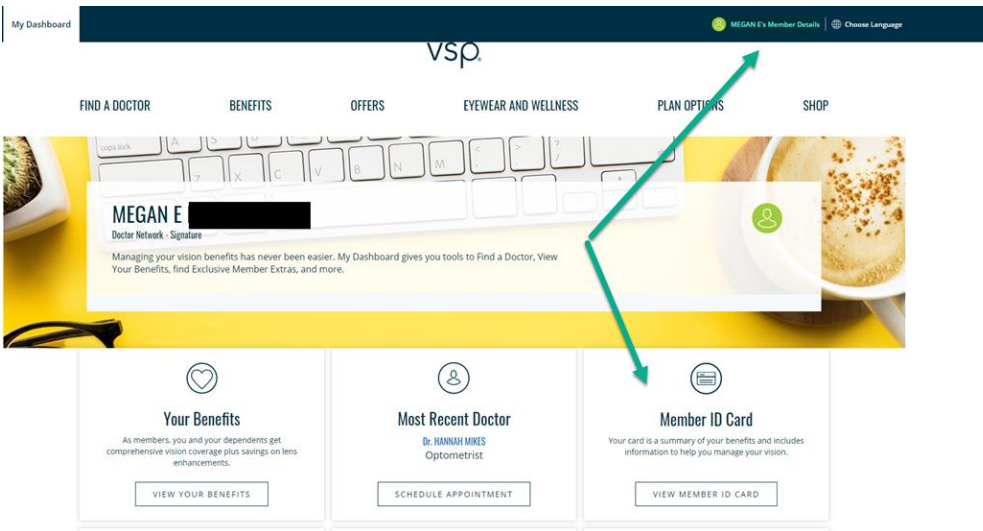
HOW TO ACCESS YOUR VSP MEMBER ID CARD



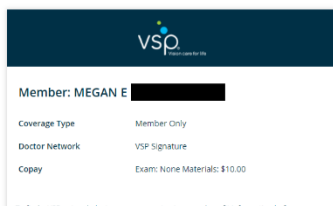
First, visit vsp.com and select **Log-in/Create an Account** in the top right corner. If you have not registered, you will need to create an account to set up your **Member Username** and **Password**



When you log-in, click the **View Member ID Card** under the **Member ID Card** tile, or select **Member Details** in the top right corner and select which plan member you want to view.



Once you click, you will see a preview of your **Member ID Card**. To **Print** your card, select the link to the right. If you want to **Save** the card to access on your smartphone, select **Save** under **Member ID Card**.



QUESTIONS? Call us at **1.800.877.7195** for assistance.